

## Results

Number of records in this query: 12

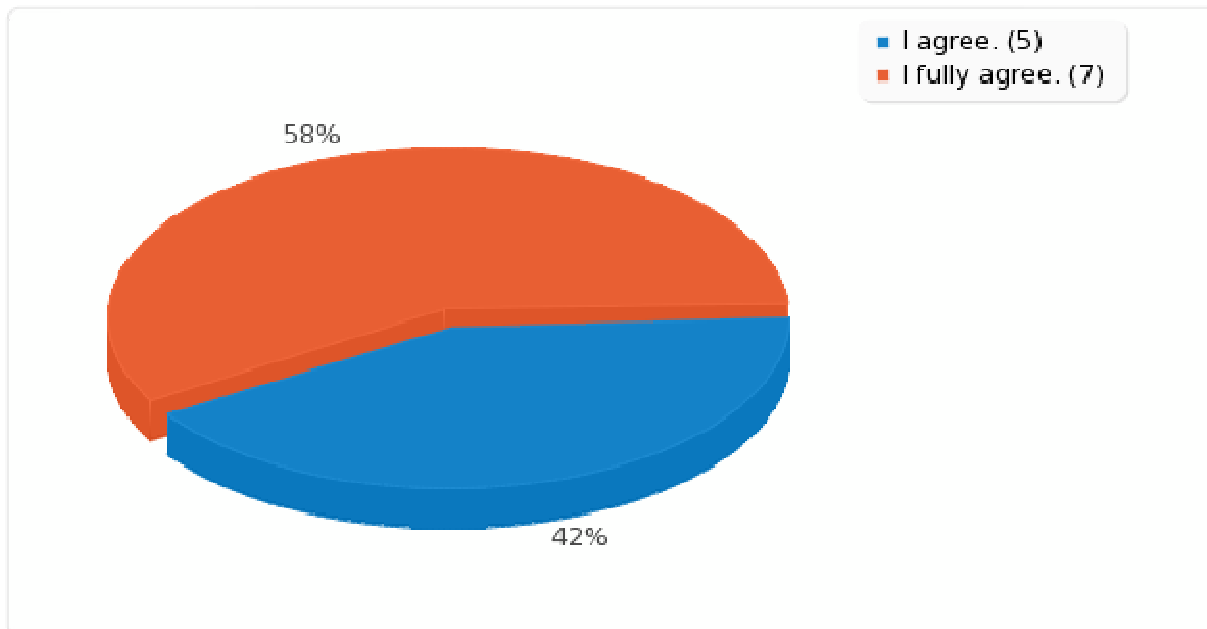
Total records in survey: 12

Percentage of total: 100.00%

---

### Necessary information about project management is available.

Answer	Count	Percentage
I fully disagree. (A1)	0	0.00%
I rather disagree. (A2)	0	0.00%
I agree. (A3)	5	41.67%
I fully agree. (A4)	7	58.33%
The question doesn't concern me. (A5)	0	0.00%
No answer	0	0.00%

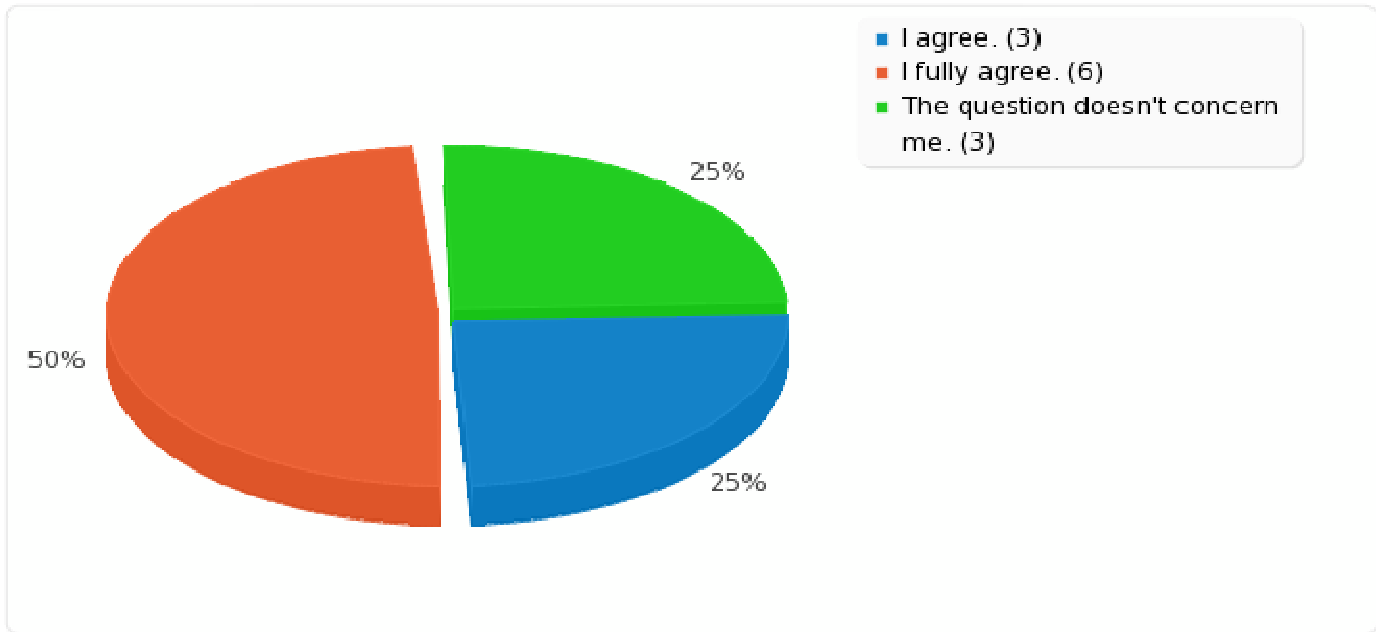


### I am involved into project monitoring activities.

Answer	Count	Percentage
I fully disagree. (A1)	0	0.00%
I rather disagree. (A2)	0	0.00%
I agree. (A3)	3	25.00%
I fully agree. (A4)	6	50.00%
The question doesn't concern me. (A5)	3	25.00%
No answer	0	0.00%

**I am involved into project monitoring activities.**

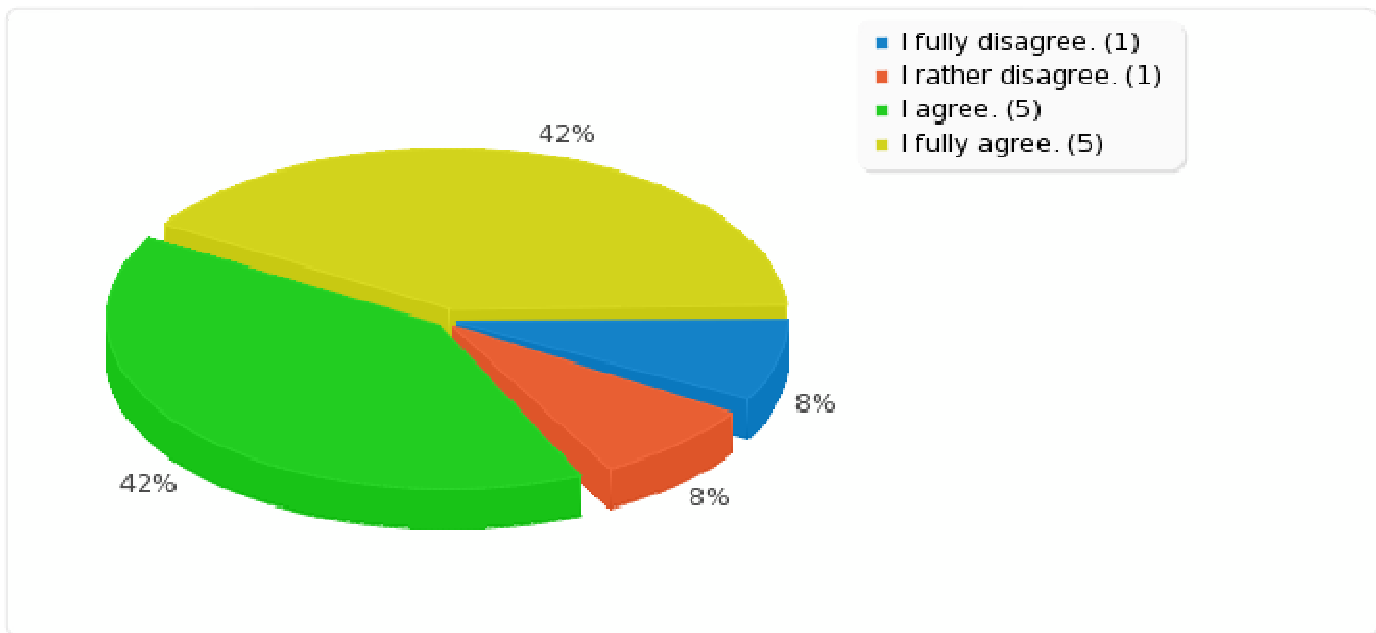
**Answer** **Count** **Percentage**



**I have enough information about project interim reports.**

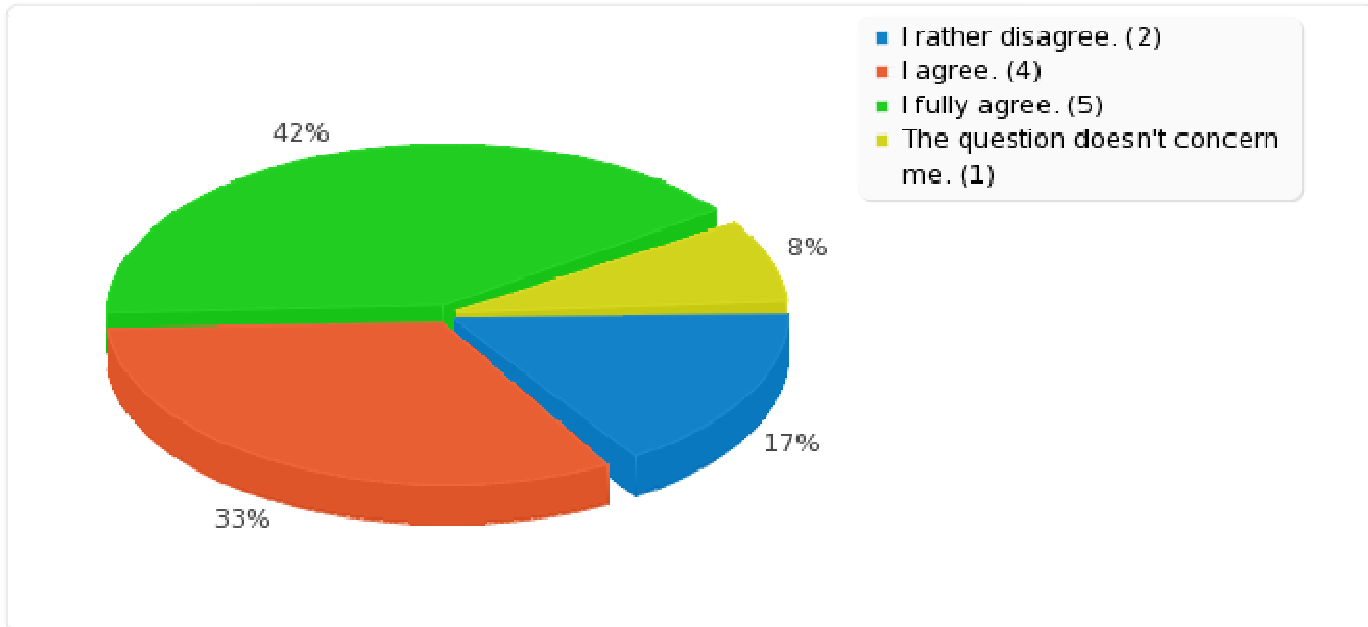
**Answer** **Count** **Percentage**

I fully disagree. (A1)	1	8.33%
I rather disagree. (A2)	1	8.33%
I agree. (A3)	5	41.67%
I fully agree. (A4)	5	41.67%
The question doesn't concern me. (A5)	0	0.00%
No answer	0	0.00%



**I have been active in seeking information on project management.**

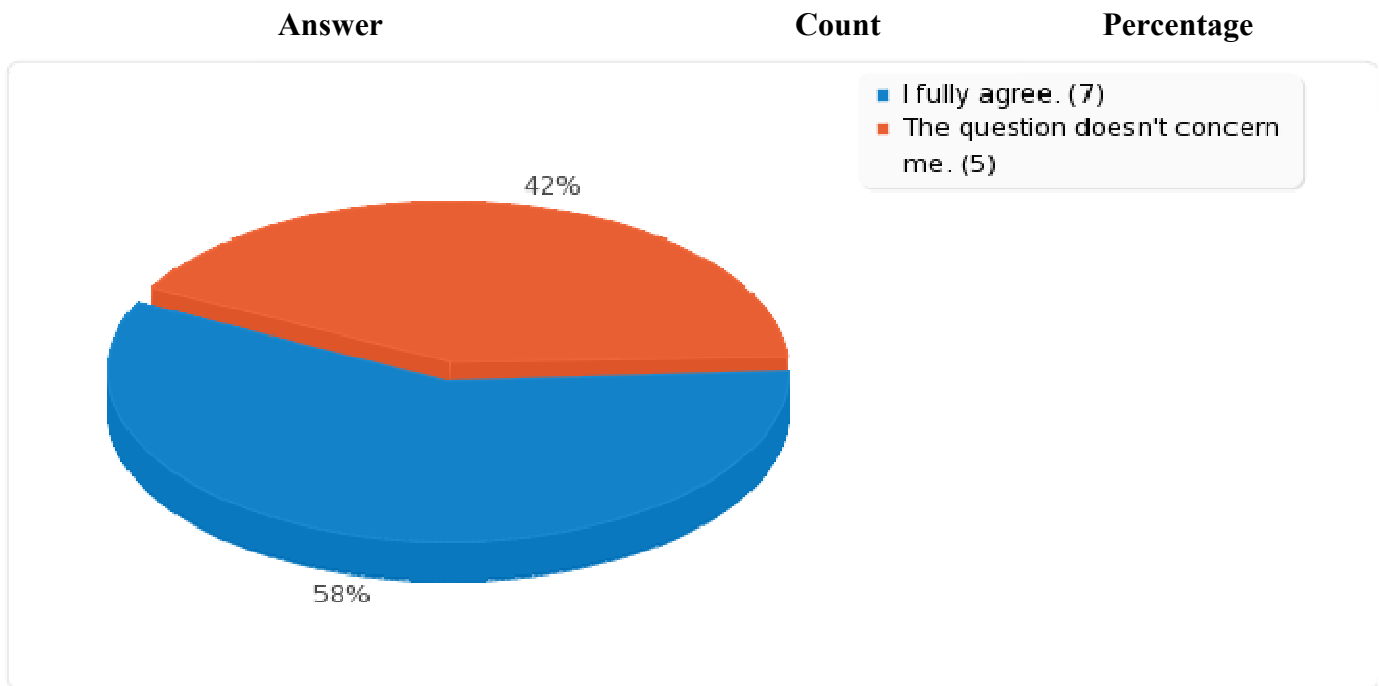
Answer	Count	Percentage
I fully disagree. (A1)	0	0.00%
I rather disagree. (A2)	2	16.67%
I agree. (A3)	4	33.33%
I fully agree. (A4)	5	41.67%
The question doesn't concern me. (A5)	1	8.33%
No answer	0	0.00%



**Information about the project meeting in Jyväskylä (November 2011) was available and accessible.**

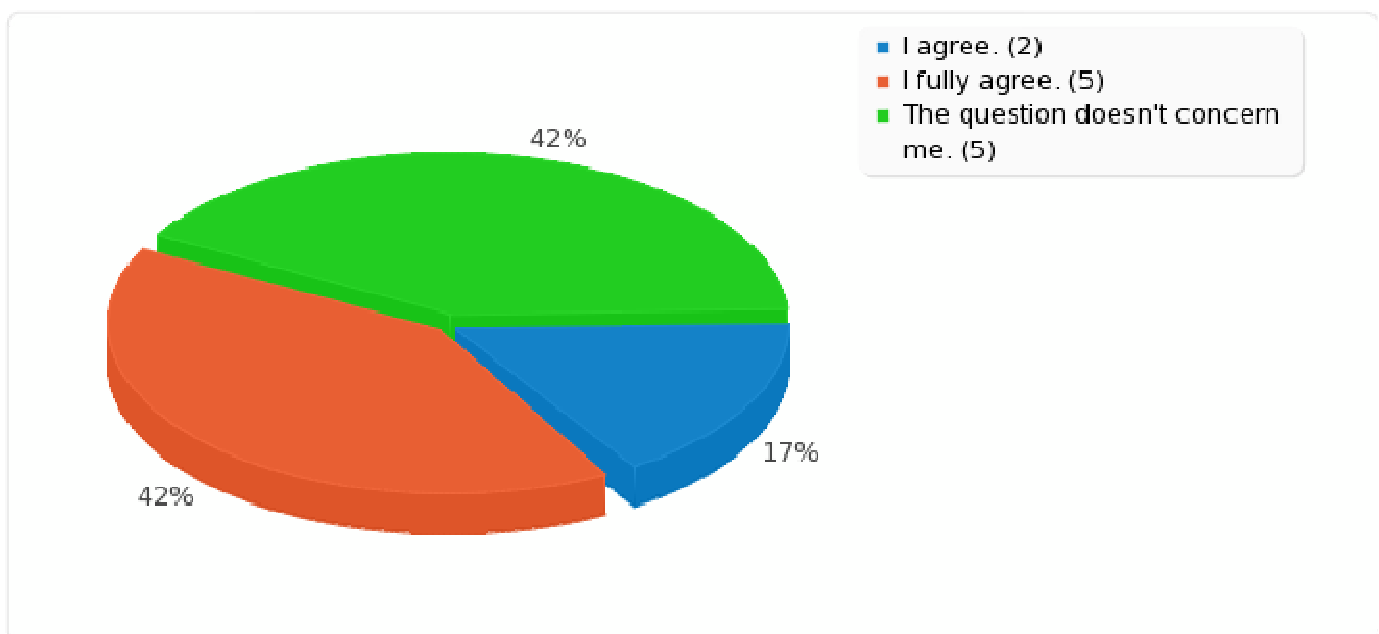
Answer	Count	Percentage
I fully disagree. (A1)	0	0.00%
I rather disagree. (A2)	0	0.00%
I agree. (A3)	0	0.00%
I fully agree. (A4)	7	58.33%
The question doesn't concern me. (A5)	5	41.67%
No answer	0	0.00%

Information about the project meeting in Jyväskylä (November 2011) was available and accessible.



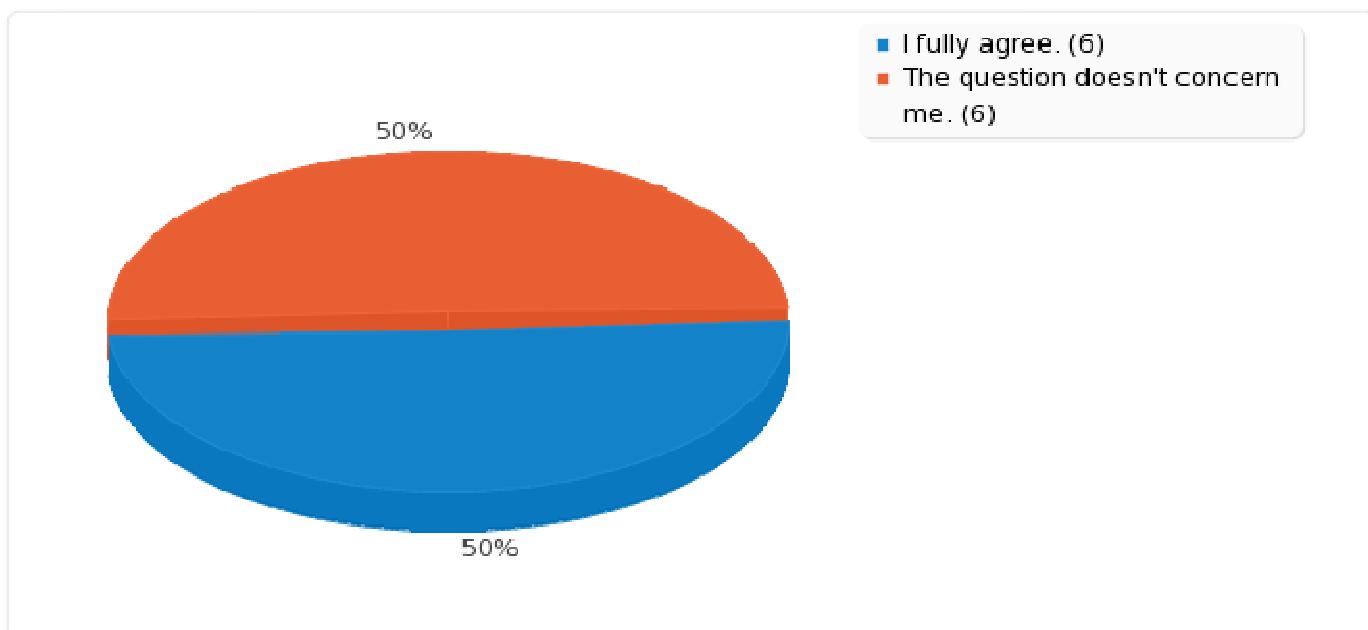
I had the opportunity to make a personal contribution to the design of the Jyväskylä meeting programme.

Answer	Count	Percentage
I fully disagree. (A1)	0	0.00%
I rather disagree. (A2)	0	0.00%
I agree. (A3)	2	16.67%
I fully agree. (A4)	5	41.67%
The question doesn't concern me. (A5)	5	41.67%
No answer	0	0.00%



**I was satisfied with Jyväskylä meeting atmosphere.**

Answer	Count	Percentage
I fully disagree. (A1)	0	0.00%
I rather disagree. (A2)	0	0.00%
I agree. (A3)	0	0.00%
I fully agree. (A4)	6	50.00%
The question doesn't concern me. (A5)	6	50.00%
No answer	0	0.00%

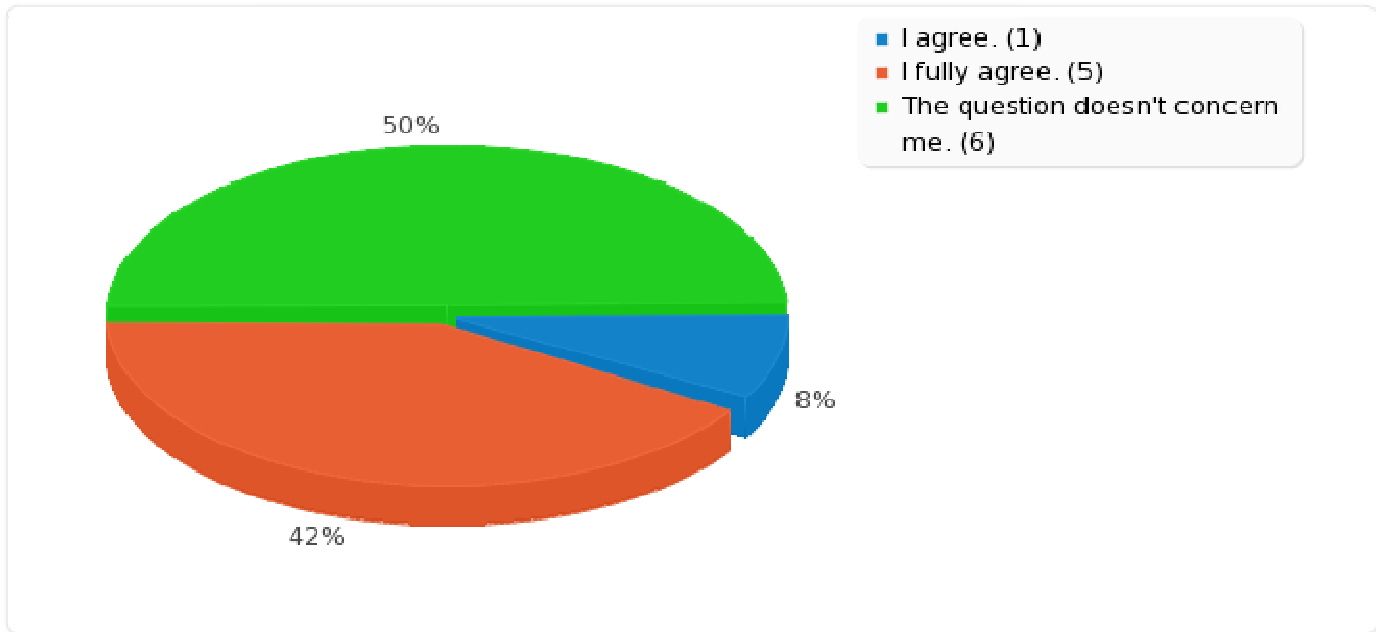


**I was satisfied with Jyväskylä meeting content and results.**

Answer	Count	Percentage
I fully disagree. (A1)	0	0.00%
I rather disagree. (A2)	0	0.00%
I agree. (A3)	1	8.33%
I fully agree. (A4)	5	41.67%
The question doesn't concern me. (A5)	6	50.00%
No answer	0	0.00%

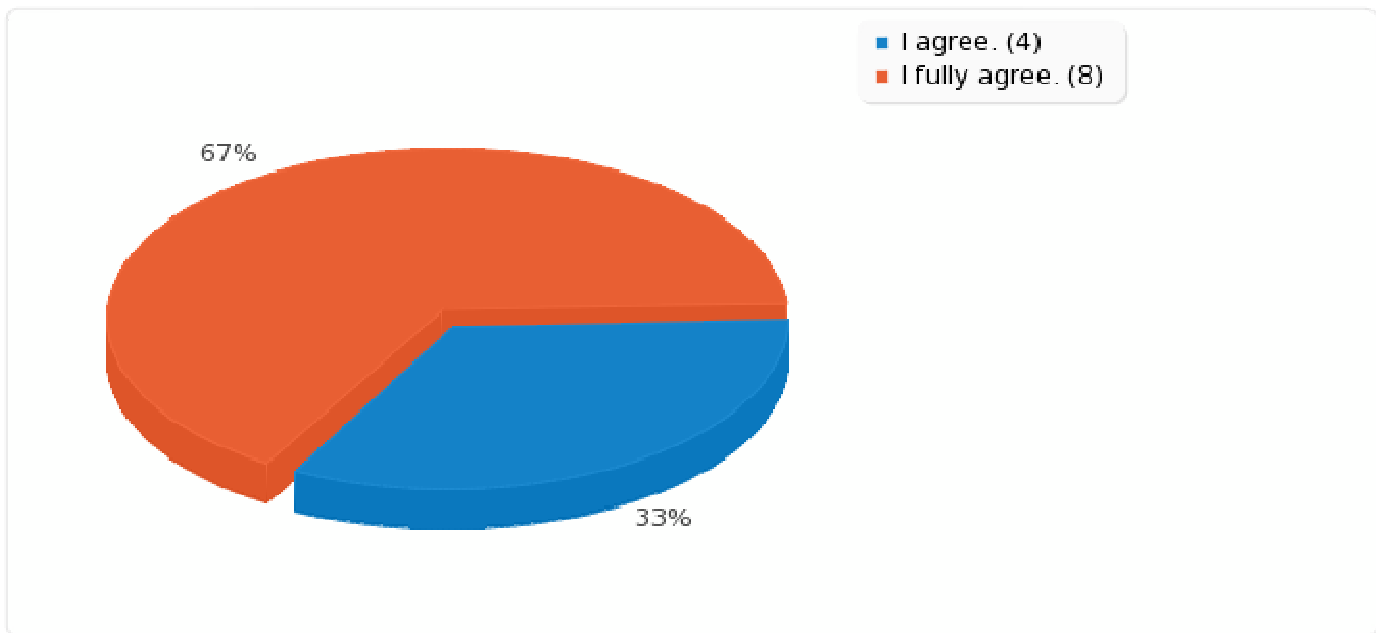
**I was satisfied with Jyväskylä meeting content and results.**

Answer	Count	Percentage
--------	-------	------------



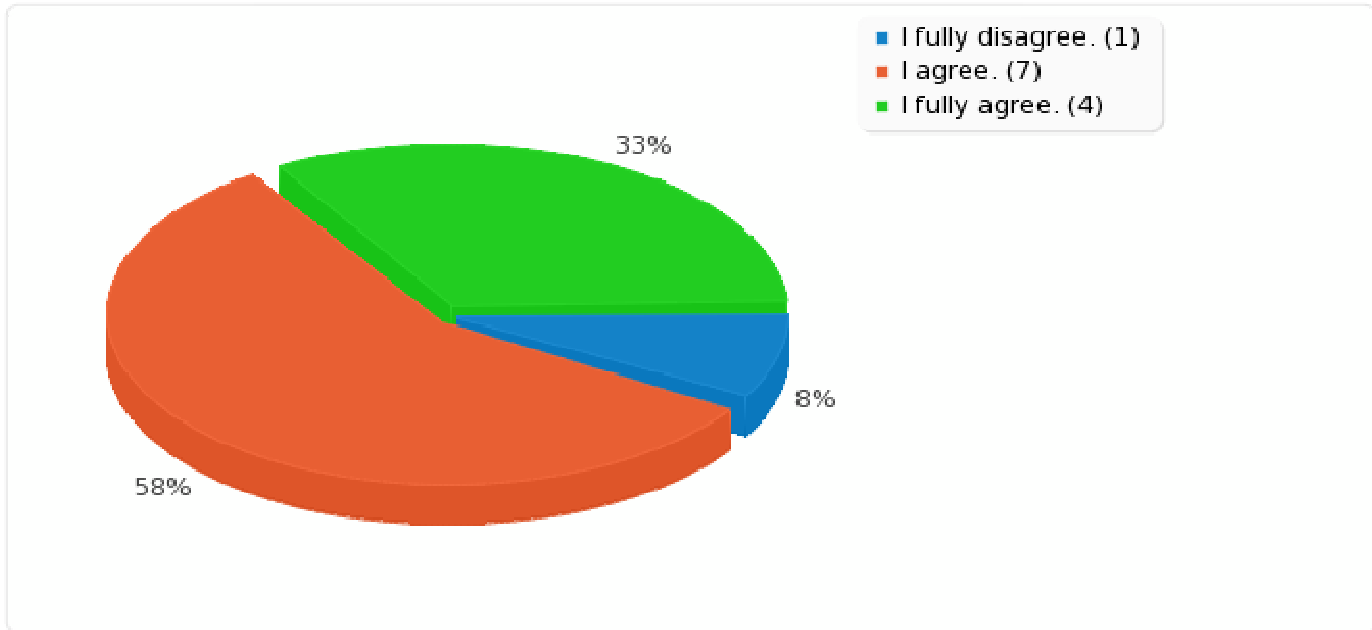
**I am happy with the current project networking system.**

Answer	Count	Percentage
I fully disagree. (A1)	0	0.00%
I rather disagree. (A2)	0	0.00%
I agree. (A3)	4	33.33%
I fully agree. (A4)	8	66.67%
The question doesn't concern me. (A5)	0	0.00%
No answer	0	0.00%



**I am happy with the project organisation and logistics.**

Answer	Count	Percentage
I fully disagree. (A1)	1	8.33%
I rather disagree. (A2)	0	0.00%
I agree. (A3)	7	58.33%
I fully agree. (A4)	4	33.33%
The question doesn't concern me. (A5)	0	0.00%
No answer	0	0.00%



**Project is managed in a democratic way.**

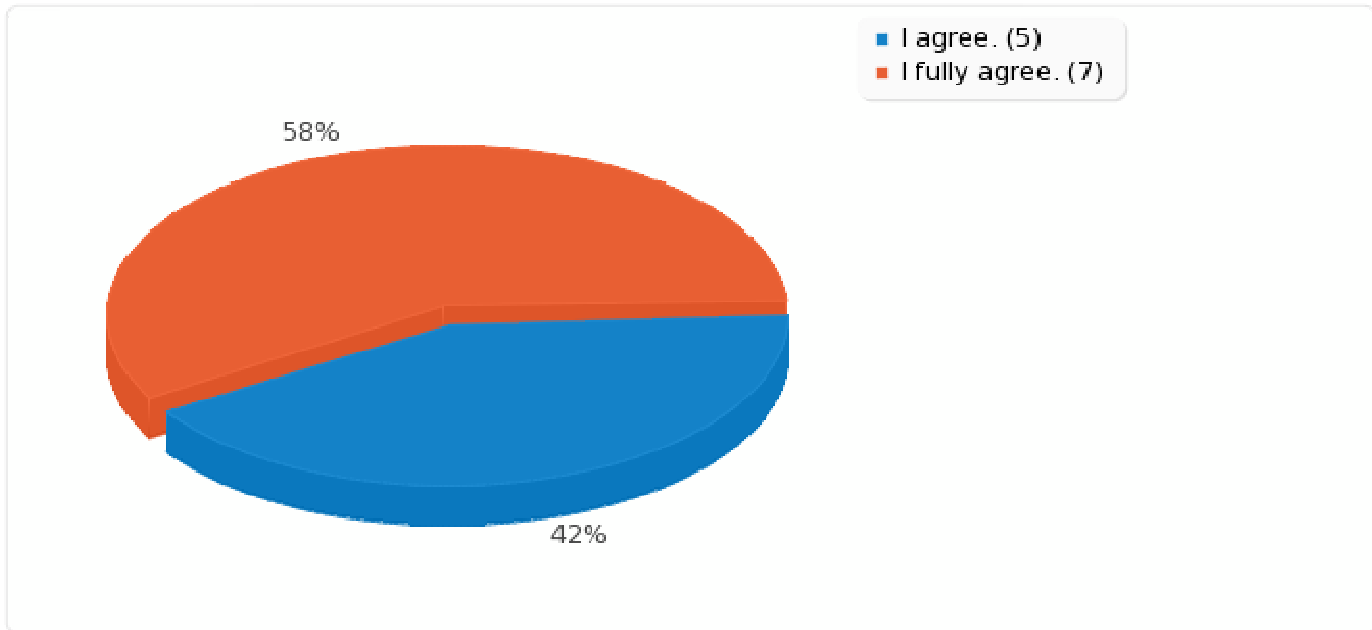
Answer	Count	Percentage
I fully disagree. (A1)	0	0.00%
I rather disagree. (A2)	0	0.00%
I agree. (A3)	5	41.67%
I fully agree. (A4)	7	58.33%
The question doesn't concern me. (A5)	0	0.00%
No answer	0	0.00%

**Project is managed in a democratic way.**

**Answer**

**Count**

**Percentage**



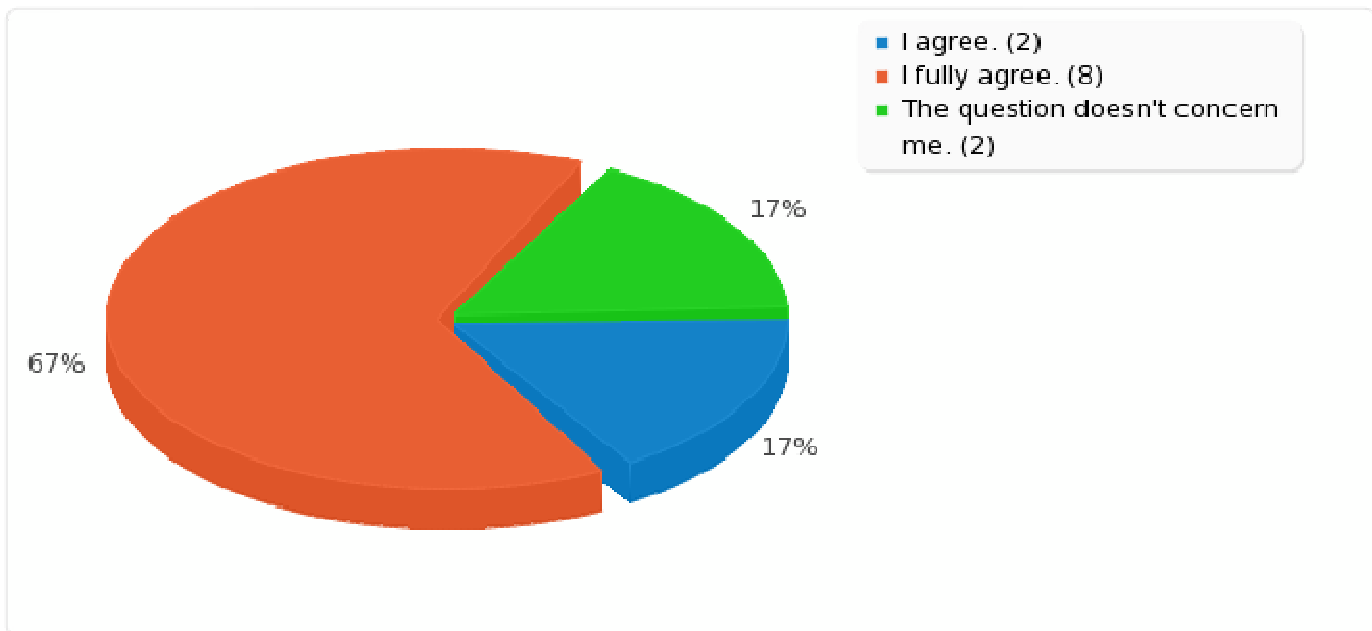
**I was involved into gathering country-based baseline data.**

**Answer**

**Count**

**Percentage**

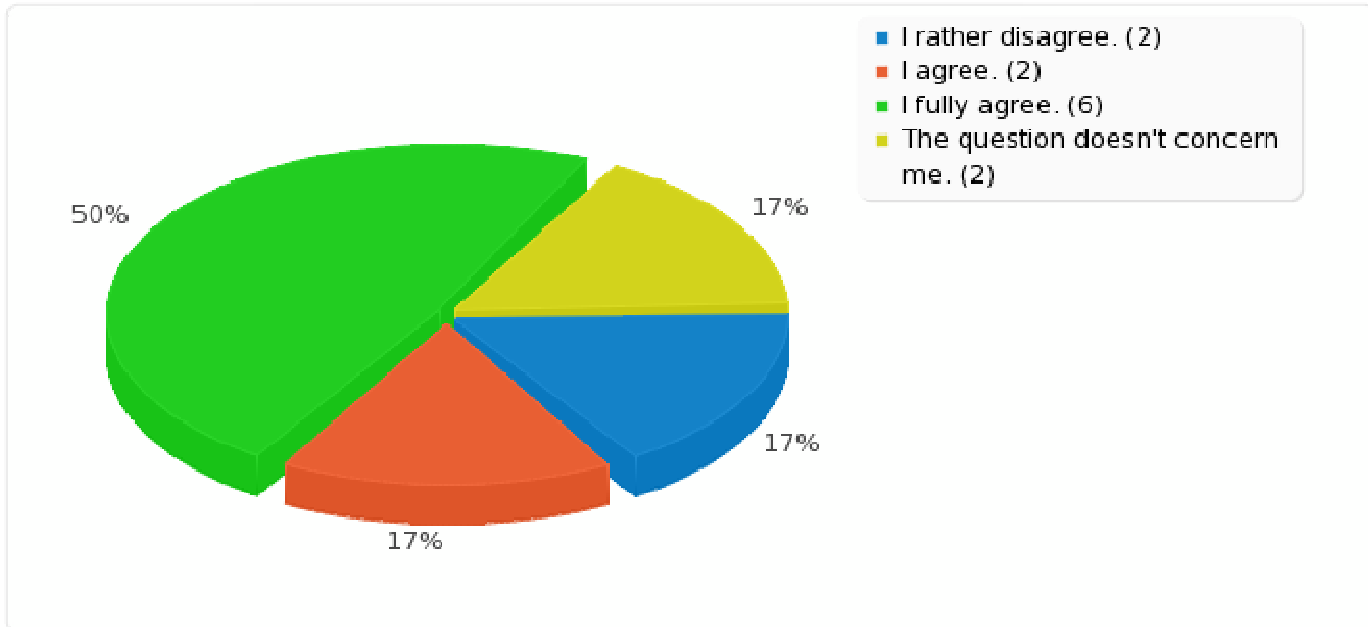
I fully disagree. (A1)	0	0.00%
I rather disagree. (A2)	0	0.00%
I agree. (A3)	2	16.67%
I fully agree. (A4)	8	66.67%
The question doesn't concern me. (A5)	2	16.67%
No answer	0	0.00%





**I have been active in seeking information on for developing national baseline data.**

Answer	Count	Percentage
I fully disagree. (A1)	0	0.00%
I rather disagree. (A2)	2	16.67%
I agree. (A3)	2	16.67%
I fully agree. (A4)	6	50.00%
The question doesn't concern me. (A5)	2	16.67%
No answer	0	0.00%



**The project team is sufficiently well -qualified and equipped to meet the project targets.**

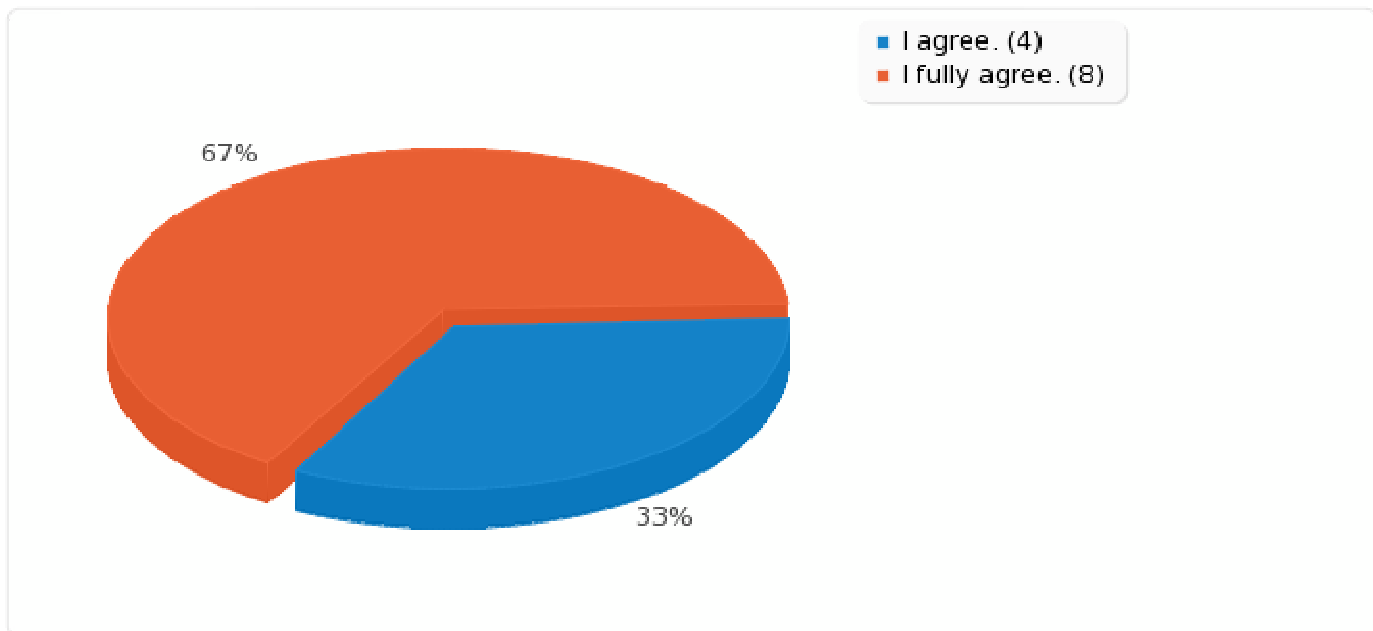
Answer	Count	Percentage
I fully disagree. (A1)	0	0.00%
I rather disagree. (A2)	0	0.00%
I agree. (A3)	4	33.33%
I fully agree. (A4)	8	66.67%
The question doesn't concern me. (A5)	0	0.00%
No answer	0	0.00%

**The project team is sufficiently well -qualified and equipped to meet the project targets.**

**Answer**

**Count**

**Percentage**



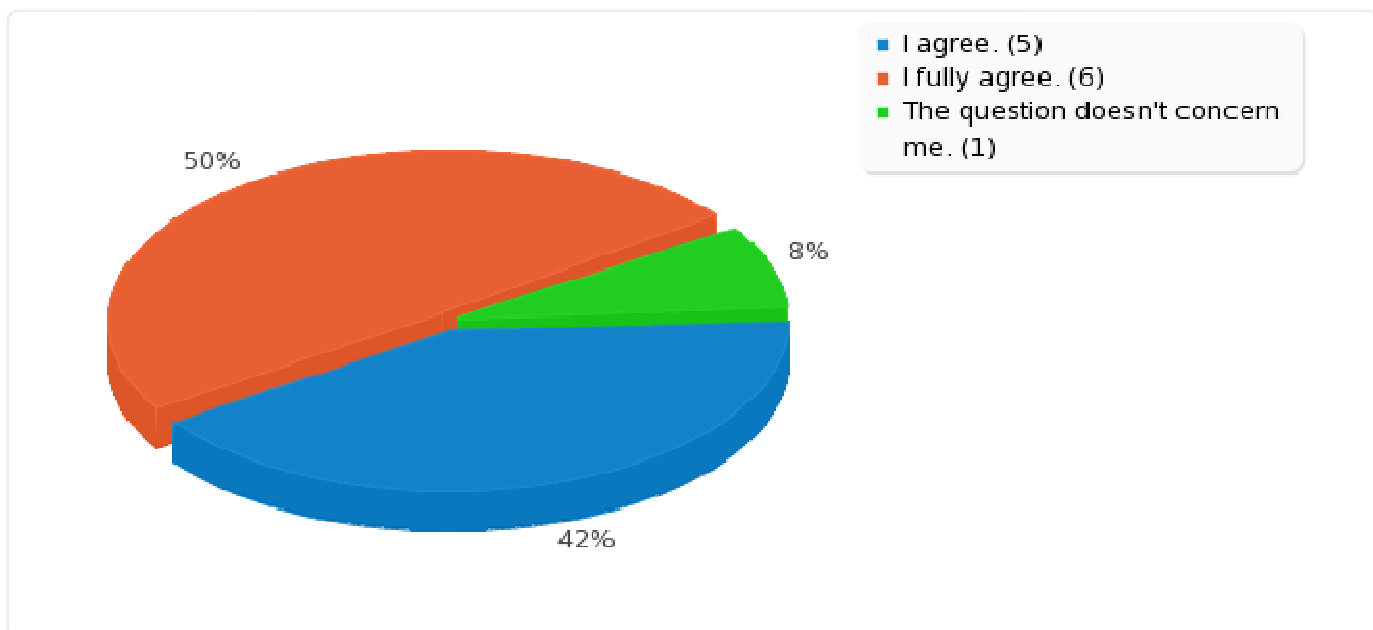
**I was involved in the development of the Policy Dimension of indicator list.**

**Answer**

**Count**

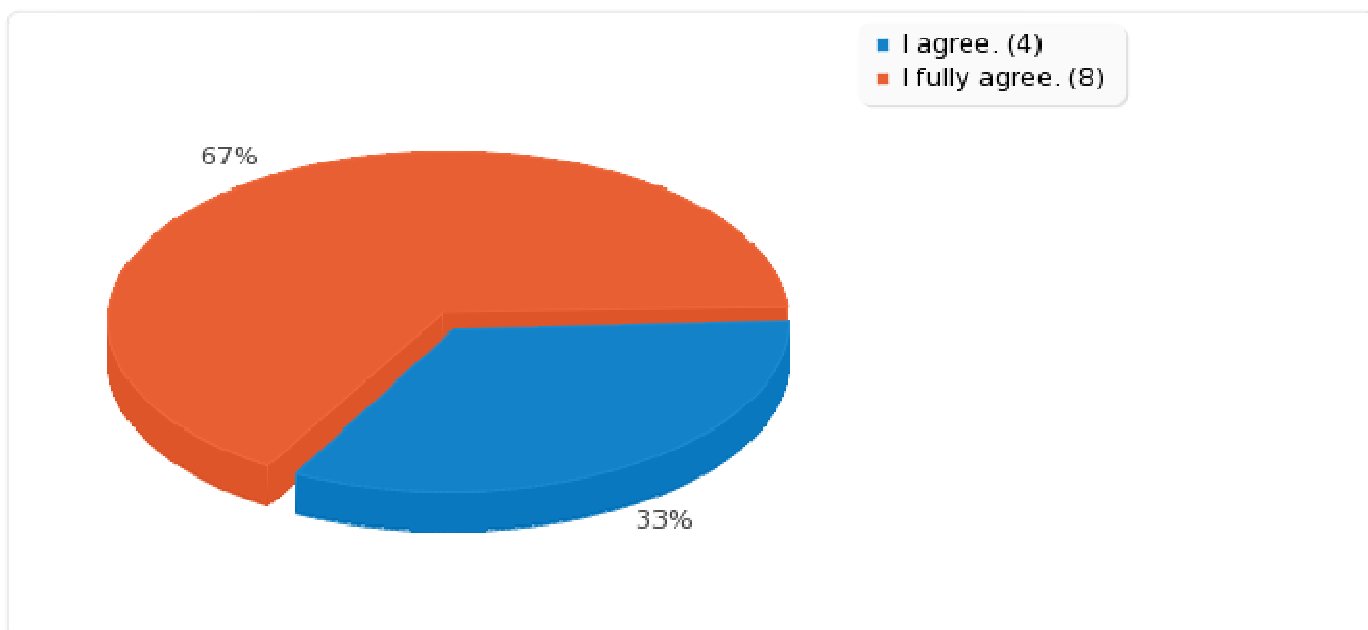
**Percentage**

I fully disagree. (A1)	0	0.00%
I rather disagree. (A2)	0	0.00%
I agree. (A3)	5	41.67%
I fully agree. (A4)	6	50.00%
The question doesn't concern me. (A5)	1	8.33%
No answer	0	0.00%



**I have been active in piloting Policy Dimension indicator list.**

Answer	Count	Percentage
I fully disagree. (A1)	0	0.00%
I rather disagree. (A2)	0	0.00%
I agree. (A3)	4	33.33%
I fully agree. (A4)	8	66.67%
The question doesn't concern me. (A5)	0	0.00%
No answer	0	0.00%

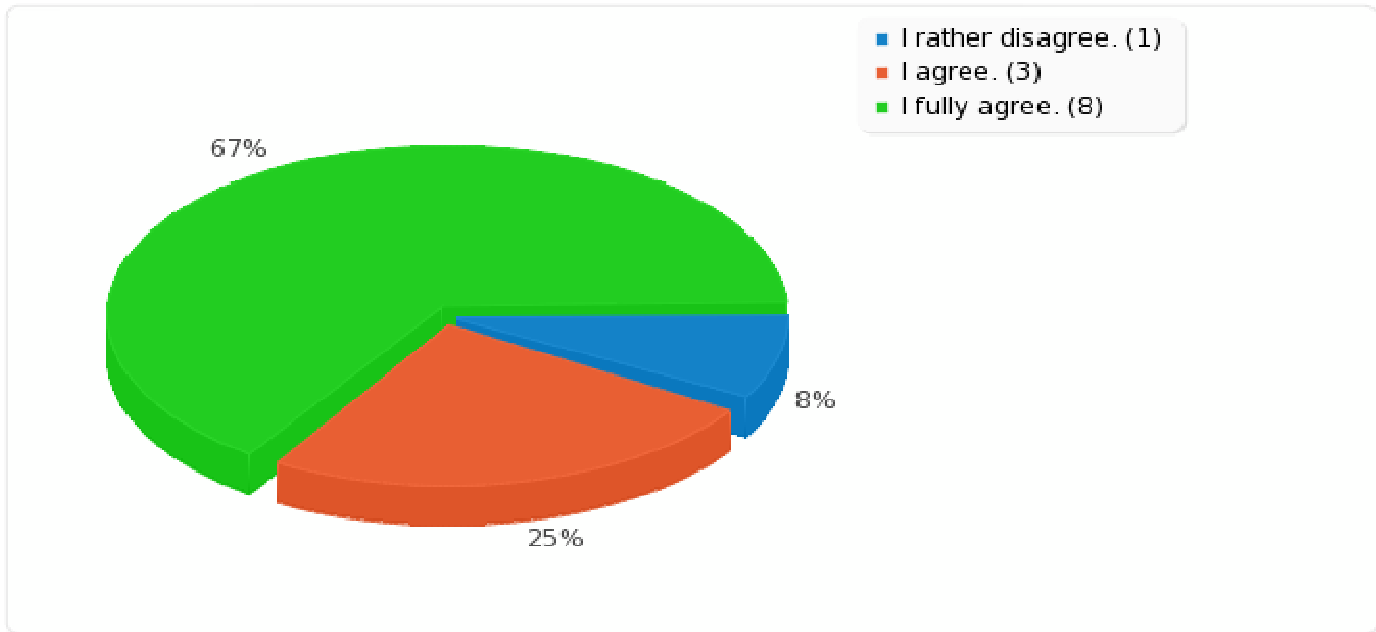


**I was involved in the development of the cultures Dimension of indicator list.**

Answer	Count	Percentage
I fully disagree. (A1)	0	0.00%
I rather disagree. (A2)	1	8.33%
I agree. (A3)	3	25.00%
I fully agree. (A4)	8	66.67%
The question doesn't concern me. (A5)	0	0.00%
No answer	0	0.00%

**I was involved in the development of the cultures Dimension of indicator list.**

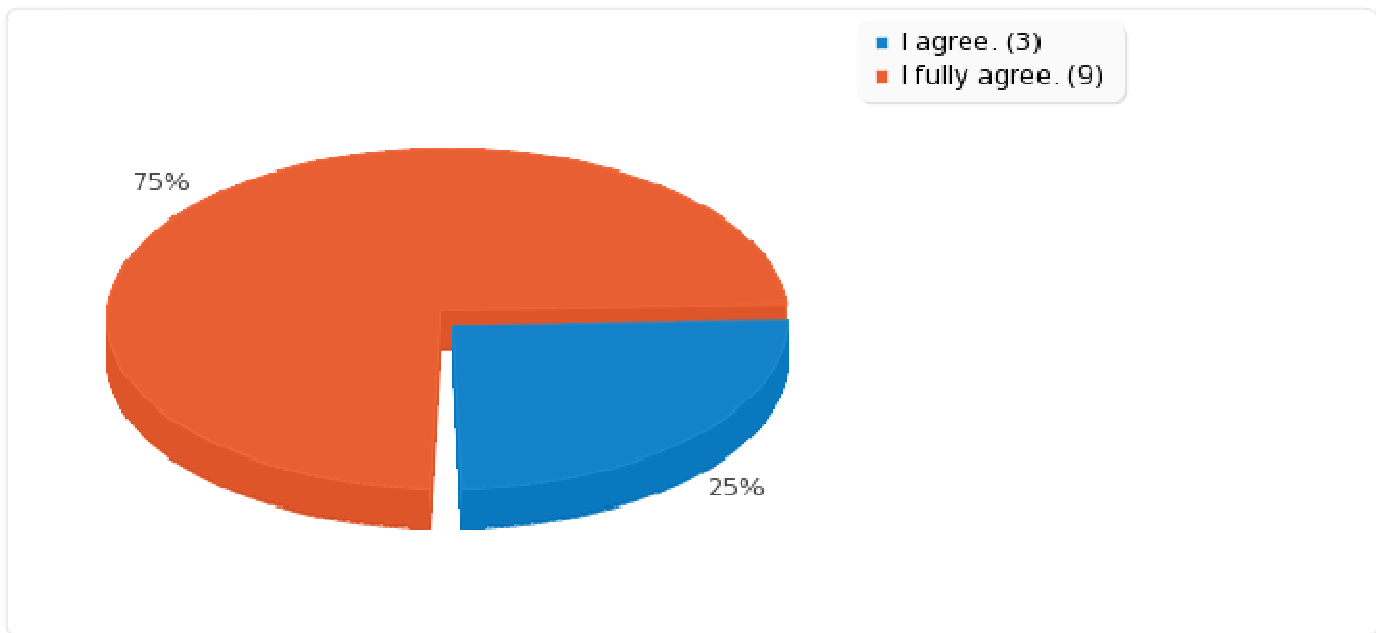
Answer	Count	Percentage
--------	-------	------------



**I have been active in piloting Cultural Dimension indicator list.**

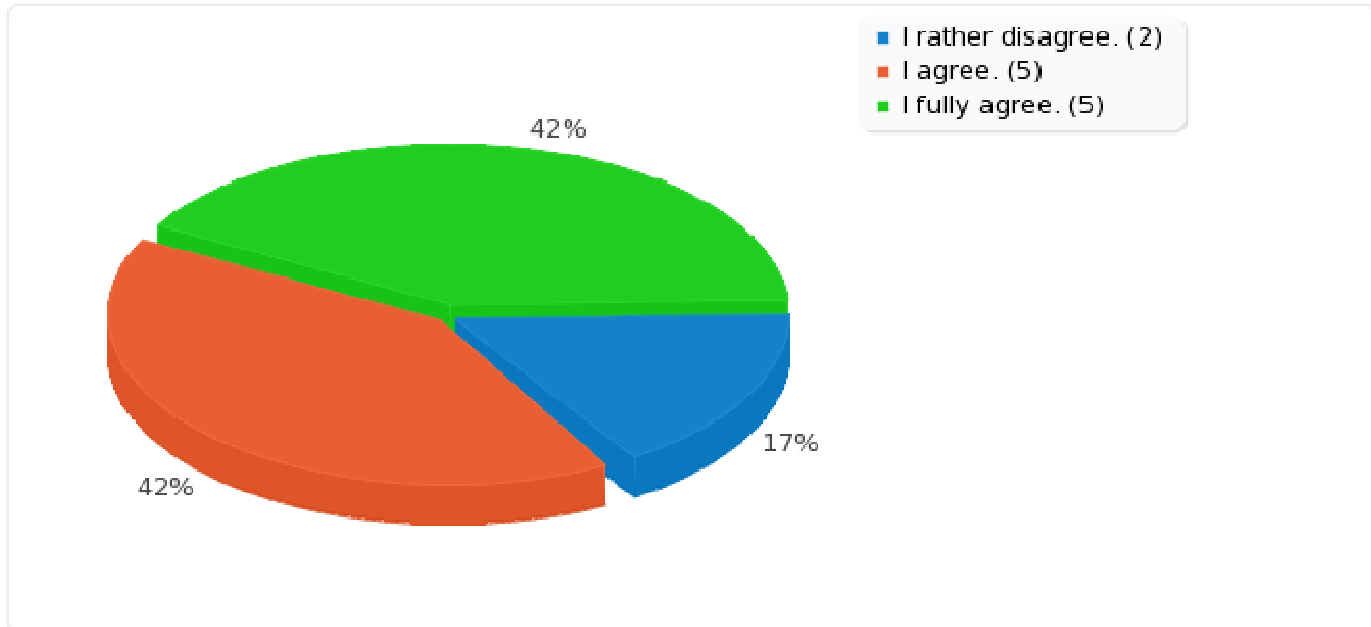
Answer	Count	Percentage
--------	-------	------------

I fully disagree. (A1)	0	0.00%
I rather disagree. (A2)	0	0.00%
I agree. (A3)	3	25.00%
I fully agree. (A4)	9	75.00%
The question doesn't concern me. (A5)	0	0.00%
No answer	0	0.00%



**I was involved in the development of the Practices Dimension of indicator list.**

Answer	Count	Percentage
I fully disagree. (A1)	0	0.00%
I rather disagree. (A2)	2	16.67%
I agree. (A3)	5	41.67%
I fully agree. (A4)	5	41.67%
The question doesn't concern me. (A5)	0	0.00%
No answer	0	0.00%

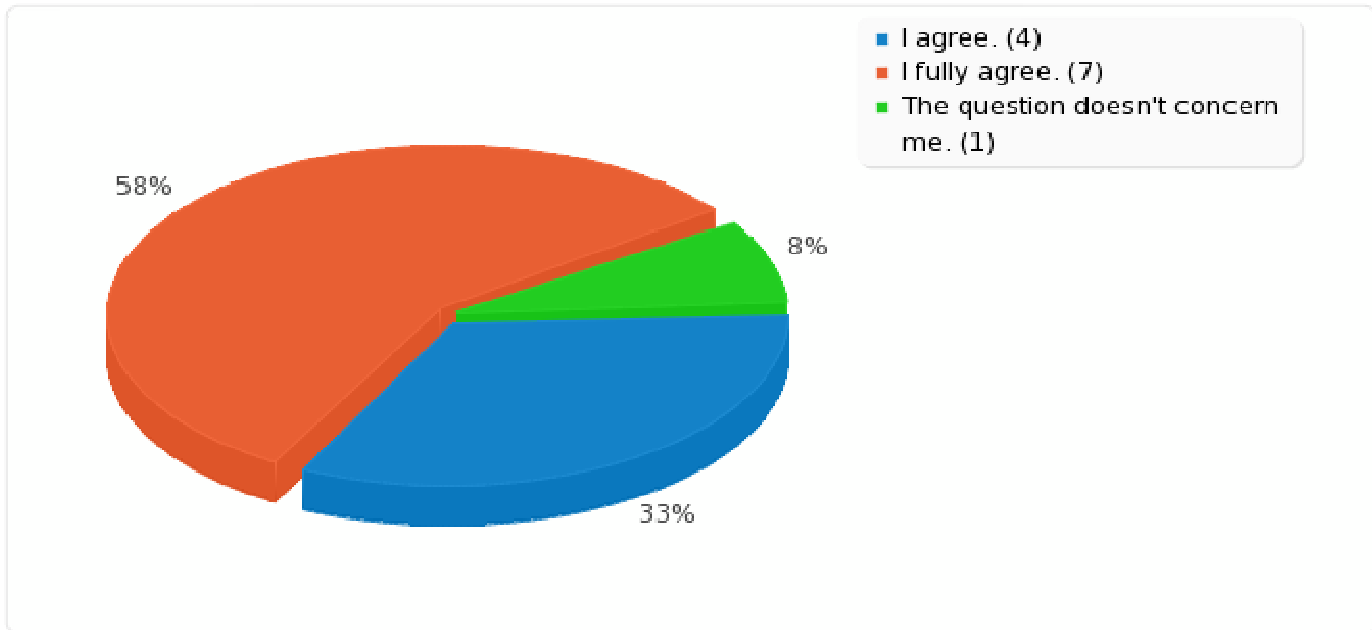


**I have been active in piloting the Practices Dimension indicator list.**

Answer	Count	Percentage
I fully disagree. (A1)	0	0.00%
I rather disagree. (A2)	0	0.00%
I agree. (A3)	4	33.33%
I fully agree. (A4)	7	58.33%
The question doesn't concern me. (A5)	1	8.33%
No answer	0	0.00%

**I have been active in piloting the Practices Dimension indicator list.**

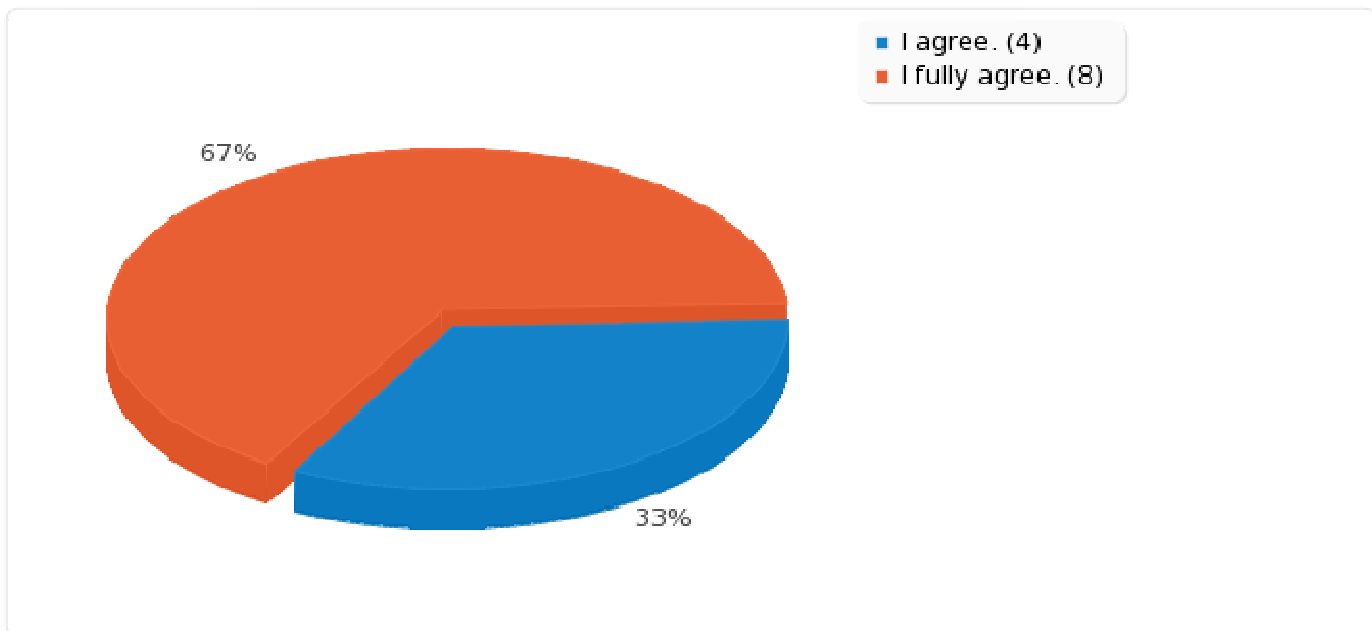
Answer	Count	Percentage
--------	-------	------------



**I had enough opportunity to have an input into developing any of above listed Dimensions.**

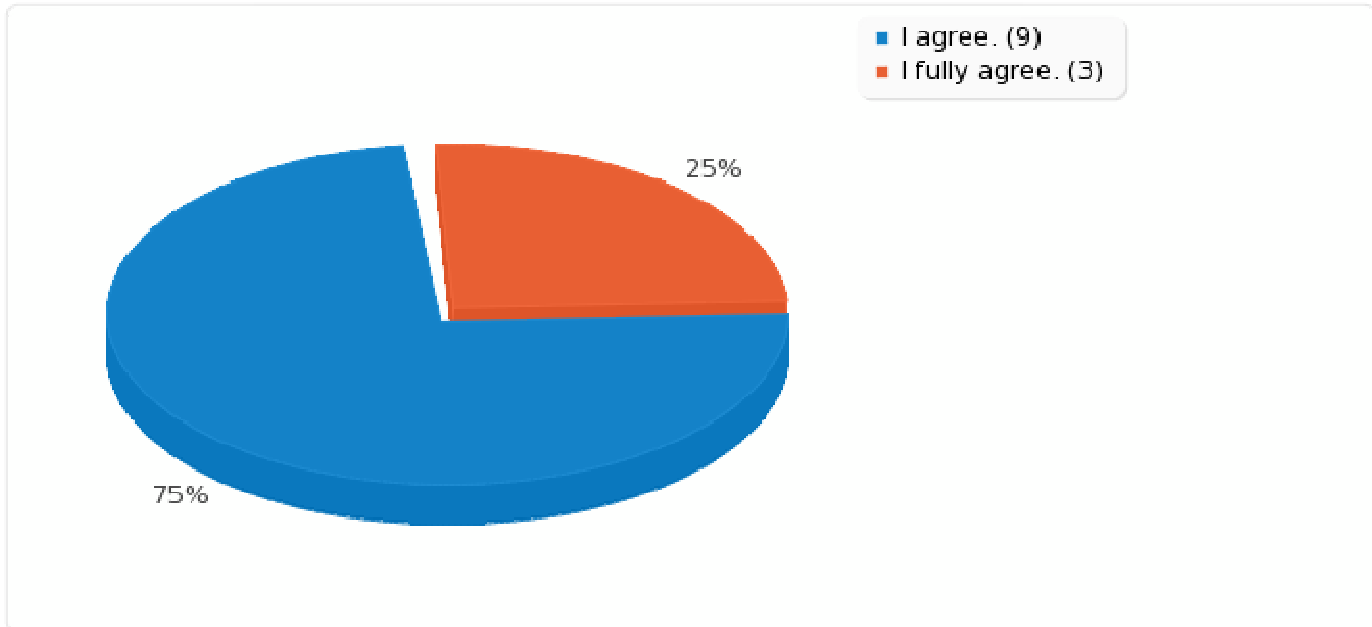
Answer	Count	Percentage
--------	-------	------------

I fully disagree. (A1)	0	0.00%
I rather disagree. (A2)	0	0.00%
I agree. (A3)	4	33.33%
I fully agree. (A4)	8	66.67%
The question doesn't concern me. (A5)	0	0.00%
No answer	0	0.00%



**I am happy with the quality of the developed indicator lists.**

Answer	Count	Percentage
I fully disagree. (A1)	0	0.00%
I rather disagree. (A2)	0	0.00%
I agree. (A3)	9	75.00%
I fully agree. (A4)	3	25.00%
The question doesn't concern me. (A5)	0	0.00%
No answer	0	0.00%



**Information about the project meeting in Brno (February 2012) was available and accessible.**

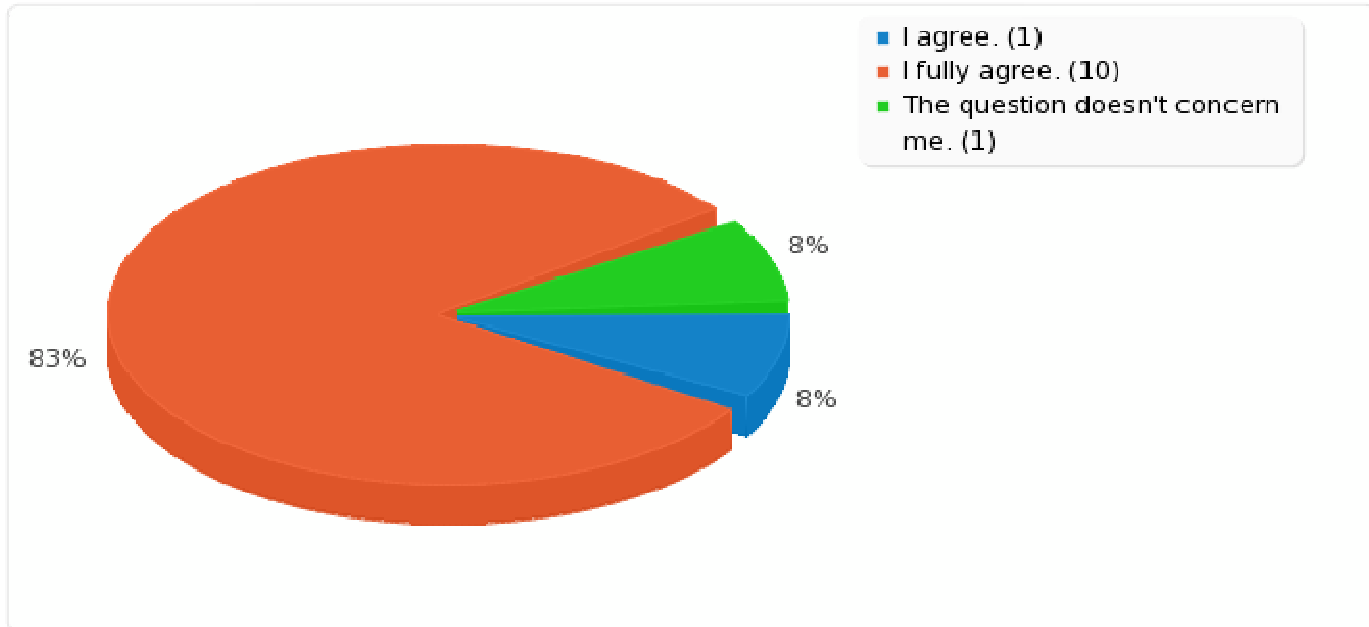
Answer	Count	Percentage
I fully disagree. (A1)	0	0.00%
I rather disagree. (A2)	0	0.00%
I agree. (A3)	3	25.00%
I fully agree. (A4)	9	75.00%
The question doesn't concern me. (A5)	0	0.00%
No answer	0	0.00%





**I was satisfied with Brno meeting atmosphere.**

Answer	Count	Percentage
I fully disagree. (A1)	0	0.00%
I rather disagree. (A2)	0	0.00%
I agree. (A3)	1	8.33%
I fully agree. (A4)	10	83.33%
The question doesn't concern me. (A5)	1	8.33%
No answer	0	0.00%

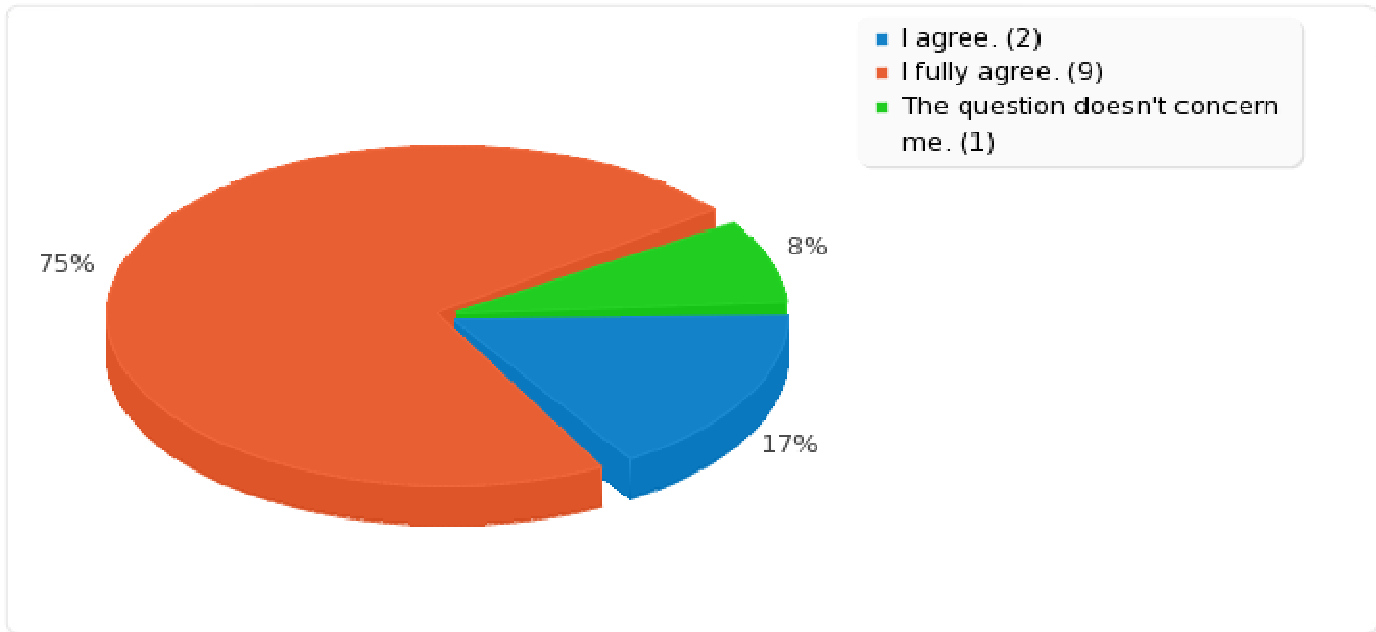


**I was satisfied with Brno meeting content and results.**

Answer	Count	Percentage
I fully disagree. (A1)	0	0.00%
I rather disagree. (A2)	0	0.00%
I agree. (A3)	2	16.67%
I fully agree. (A4)	9	75.00%
The question doesn't concern me. (A5)	1	8.33%
No answer	0	0.00%

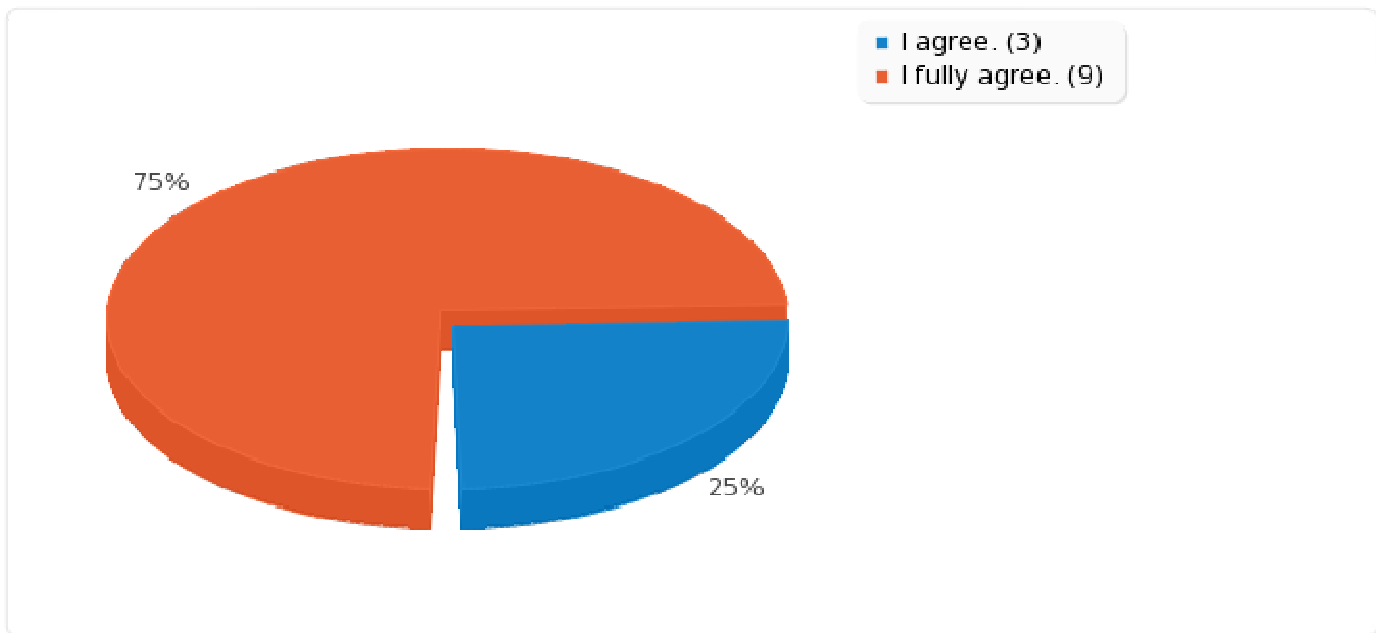
**I was satisfied with Brno meeting content and results.**

Answer	Count	Percentage
--------	-------	------------



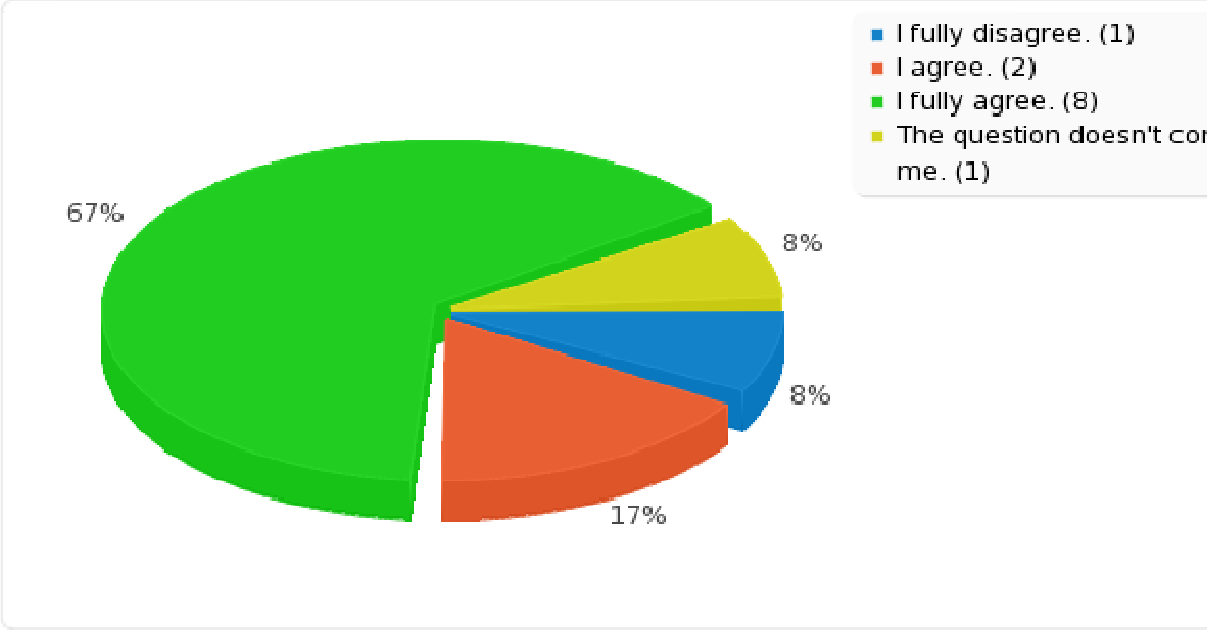
**Information about the project meeting Northampton (June 2012) was available and accessible.**

Answer	Count	Percentage
I fully disagree. (A1)	0	0.00%
I rather disagree. (A2)	0	0.00%
I agree. (A3)	3	25.00%
I fully agree. (A4)	9	75.00%
The question doesn't concern me. (A5)	0	0.00%
No answer	0	0.00%



**I had the opportunity to make a personal contribution to the design of the Northampton meeting program.**

Answer	Count	Percentage
I fully disagree. (A1)	1	8.33%
I rather disagree. (A2)	0	0.00%
I agree. (A3)	2	16.67%
I fully agree. (A4)	8	66.67%
The question doesn't concern me. (A5)	1	8.33%
No answer	0	0.00%

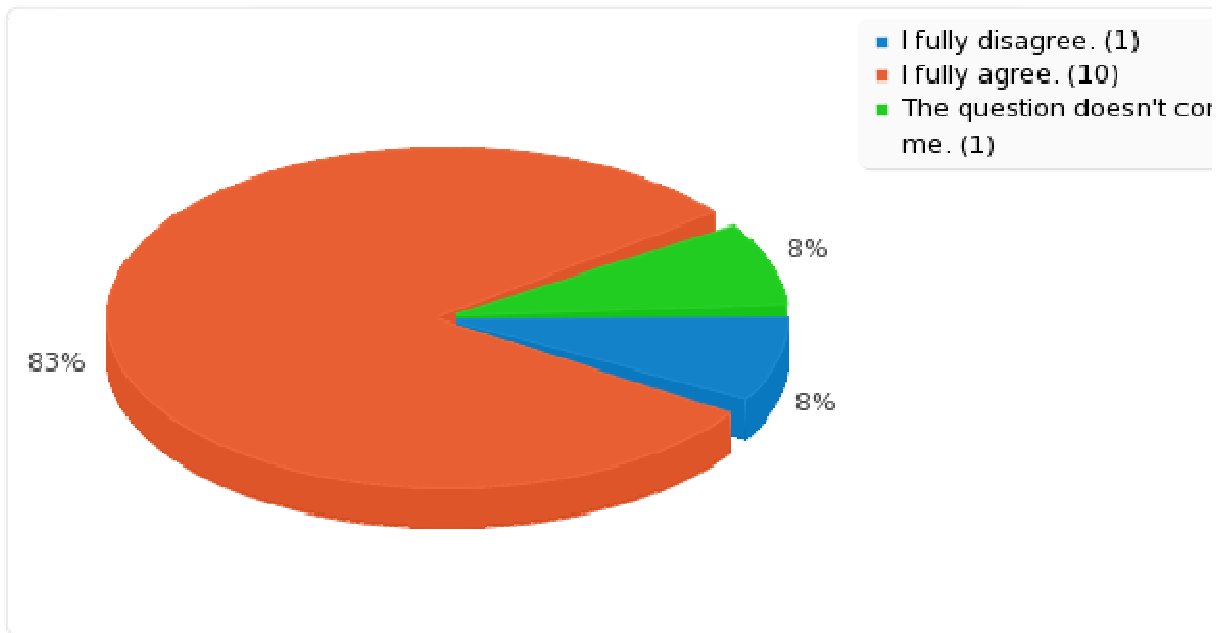


**I was satisfied with Northampton meeting atmosphere.**

Answer	Count	Percentage
I fully disagree. (A1)	1	8.33%
I rather disagree. (A2)	0	0.00%
I agree. (A3)	0	0.00%
I fully agree. (A4)	10	83.33%
The question doesn't concern me. (A5)	1	8.33%
No answer	0	0.00%

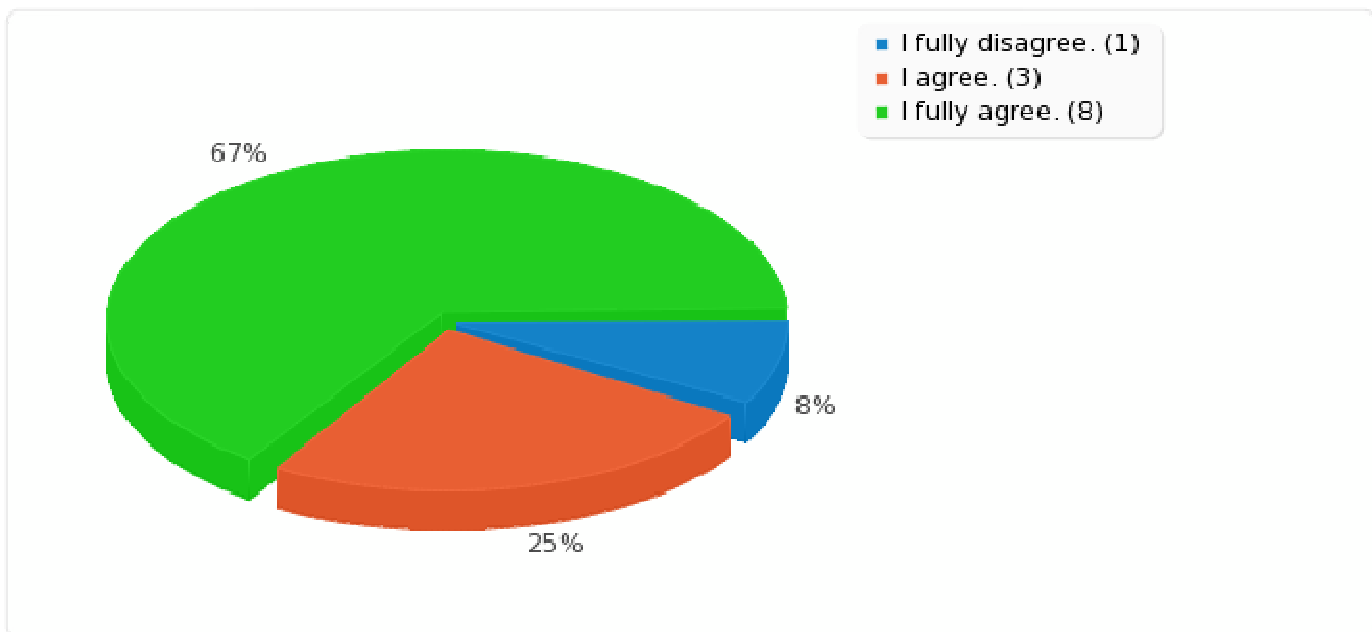
**I was satisfied with Northampton meeting atmosphere.**

Answer	Count	Percentage
--------	-------	------------



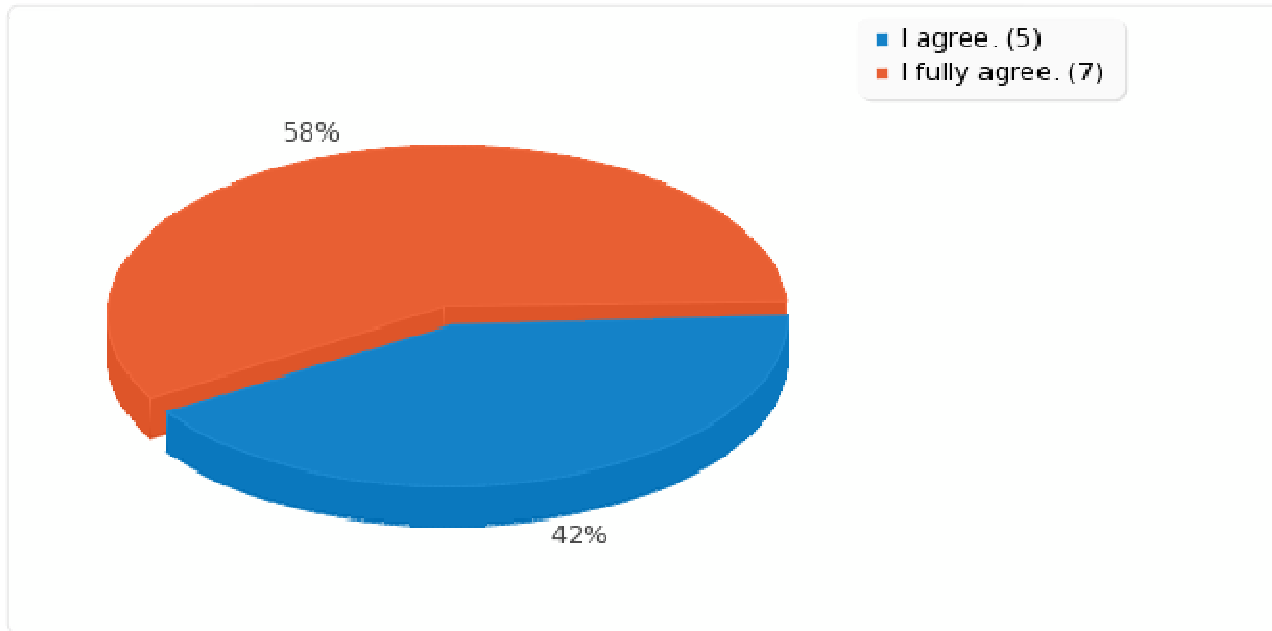
**I was satisfied with Northampton meeting content and results.**

Answer	Count	Percentage
I fully disagree. (A1)	1	8.33%
I rather disagree. (A2)	0	0.00%
I agree. (A3)	3	25.00%
I fully agree. (A4)	8	66.67%
The question doesn't concern me. (A5)	0	0.00%
No answer	0	0.00%



**I would assess the completed activities as successful.**

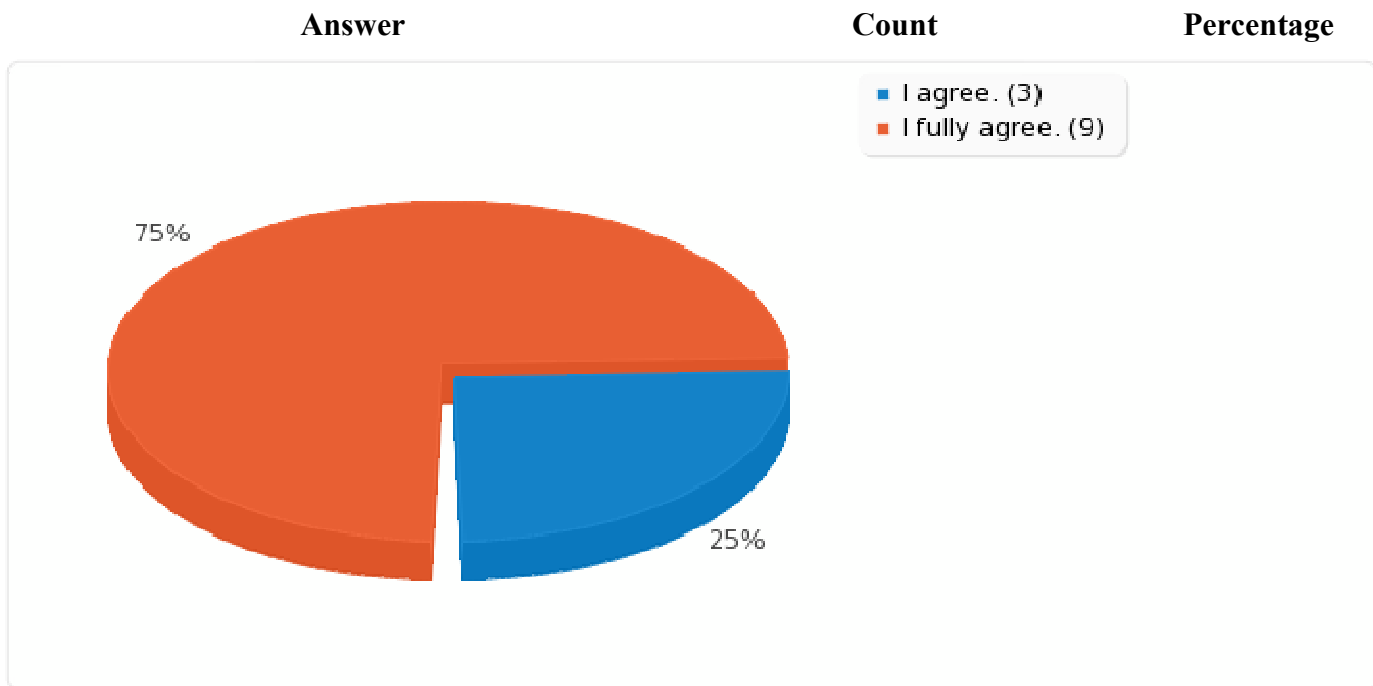
Answer	Count	Percentage
I fully disagree. (A1)	0	0.00%
I rather disagree. (A2)	0	0.00%
I agree. (A3)	5	41.67%
I fully agree. (A4)	7	58.33%
The question doesn't concern me. (A5)	0	0.00%
No answer	0	0.00%



**I am happy with the current progress and status of the TILE project.**

Answer	Count	Percentage
I fully disagree. (A1)	0	0.00%
I rather disagree. (A2)	0	0.00%
I agree. (A3)	3	25.00%
I fully agree. (A4)	9	75.00%
The question doesn't concern me. (A5)	0	0.00%
No answer	0	0.00%

**I would assess the completed activities as successful.**



**Please add any comments, suggestions or proposals which may help us improve the TILE project activities.**

Answer	Count	Percentage
Answer	3	25.00%
No answer	9	75.00%

**Responses**

I have found the project to be stimulating and worthwhile.

The activities are well prepared, productive and informative. The partners are warm, very friendly and a diverse group to work with.

About indicator list: we have to give time and make hard work to rewrite indicator list, so that there are not same kind of indicators many time. I hope indicator list would be shorter.

**Please add any comments, suggestions or proposals which may help us improve the TILE project activities.**

**Count**

**Percentage**

